


sculpture on the gulf

WAIHEKE
ISLAND

PROUDLY PRESENTED BY



Years 7-10
Education Resource
& Self-Guided
Worksheet

This education resource has been designed for you to thoughtfully engage with sculptures during your visit to Waiheke island.

Overview

Contemporary Aotearoa/NZ sculpture encompasses installation, environments, performance, soundscapes, three-dimensional objects and audience participation. In this exhibition, artists draw on a range of materials, both ephemeral and permanent, and have engaged with a diverse range of technologies/processes to create their sculptures, from the handcrafted to factory-fabricated.



Matiatia Bay and its coastal walkway, the site for this exhibition, has strong meanings and associations for all who have come to call the island home. Particularly for local Māori, whose ancestors are buried here, and remnants of their early settlement can not only still be seen in the landscape but permeate deep into the ground. This rich cultural overlay, or korowai (cloak), is of both a contemporary and historic nature and through an awareness of these places, we are all able to gain a deeper understanding of the significance of this land.

Key Themes in Sculpture on the Gulf

We have used the Mauri Model assessment framework to develop the following themes:

Mauri (integrity) of

- the environment
- cultural identity
- community
- whanau

These themes will allow you to look at the sculptures from different perspectives and further understand their meaning. This self-guided worksheet will use these themes in the following activities and prompt you to think more deeply about sculpture in the landscape.

These activities are designed for you to use on the sculpture trail. You can select the activities most relevant to your needs. All the activities can be done with any sculptures of your choice as a class, in small groups, or individually.

**sculpture
on
the gulf** WAIHEKE
ISLAND

PROUDLY PRESENTED BY

 perpetual guardian

Task 1

Task 2

Task 3

Task 4

Task 5

Task 6

Task 7

Task 8

Choose a sculpture that uses subject, object and setting and identify the following:

What parts of the sculpture give you clues about the subject?

.....
.....
.....
.....
.....

How does the object reflect the idea of the subject?

.....
.....
.....
.....
.....

What connection can be made between the setting and the object?

.....
.....
.....
.....
.....

It may be helpful to your understanding of sculpture to connect and explain the relationship between **subject, object and setting**.

Subject can be identified through the sculpture's title, knowledge of the artists practice, or in their artist statement.

Object can be found in the sculpture's physical parts - the materials, form, shape, scale.

Setting can be the circumstances that form the environment for the sculpture; it may be the sculpture's particular site, the way the sculpture has been installed or how it has been made to be engaged with.

Using your reflections, what story is the artist trying to tell you?

.....
.....
.....
.....
.....
.....
.....
.....

Task 1

Task 2

Task 3

Task 4

Task 5

Task 6

Task 7

Task 8

Choose a sculpture that relates to the environment and the integrity of the ecosystem.

What part of the sculpture draw yours attention to its relationship with the environment?

Do you think you would interpret this sculpture differently if it was placed somewhere else, inside a gallery for example? How so?



**sculpture
on
the gulf** WAIHEKE
ISLAND

PROUDLY PRESENTED BY

 perpetual guardian

Task 1

Task 2

Task 3

Task 4

Task 5

Task 6

Task 7

Task 8

Choose a sculpture that relates to ideas of cultural identity.

What kind of materials or shapes in this sculpture explore cultural identity?

.....

.....

.....

.....

.....

.....

How do you think making work about cultural identity is helpful?

.....

.....

.....

.....

.....

.....

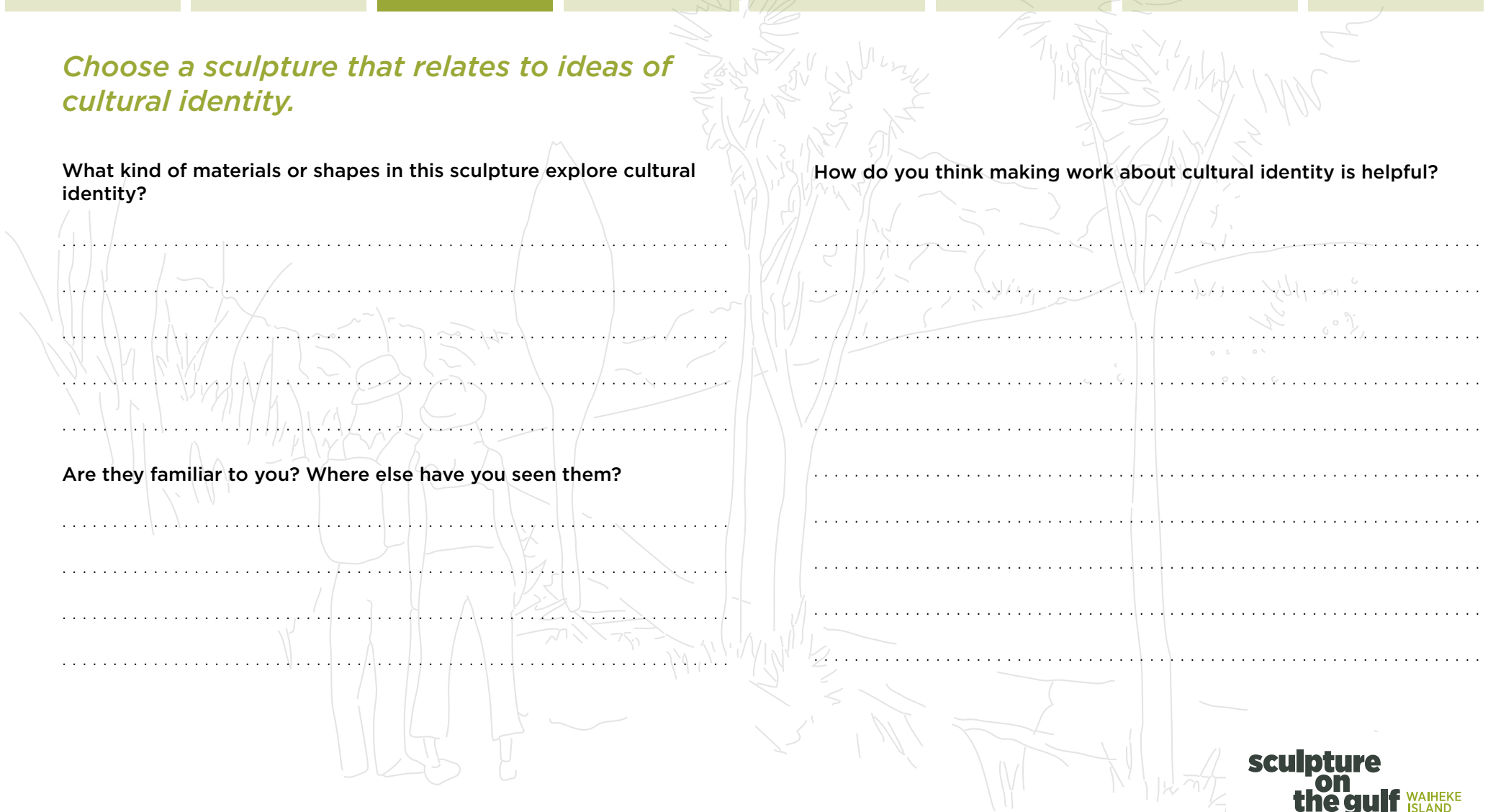
Are they familiar to you? Where else have you seen them?

.....

.....

.....

.....



Task 1

Task 2

Task 3

Task 4

Task 5

Task 6

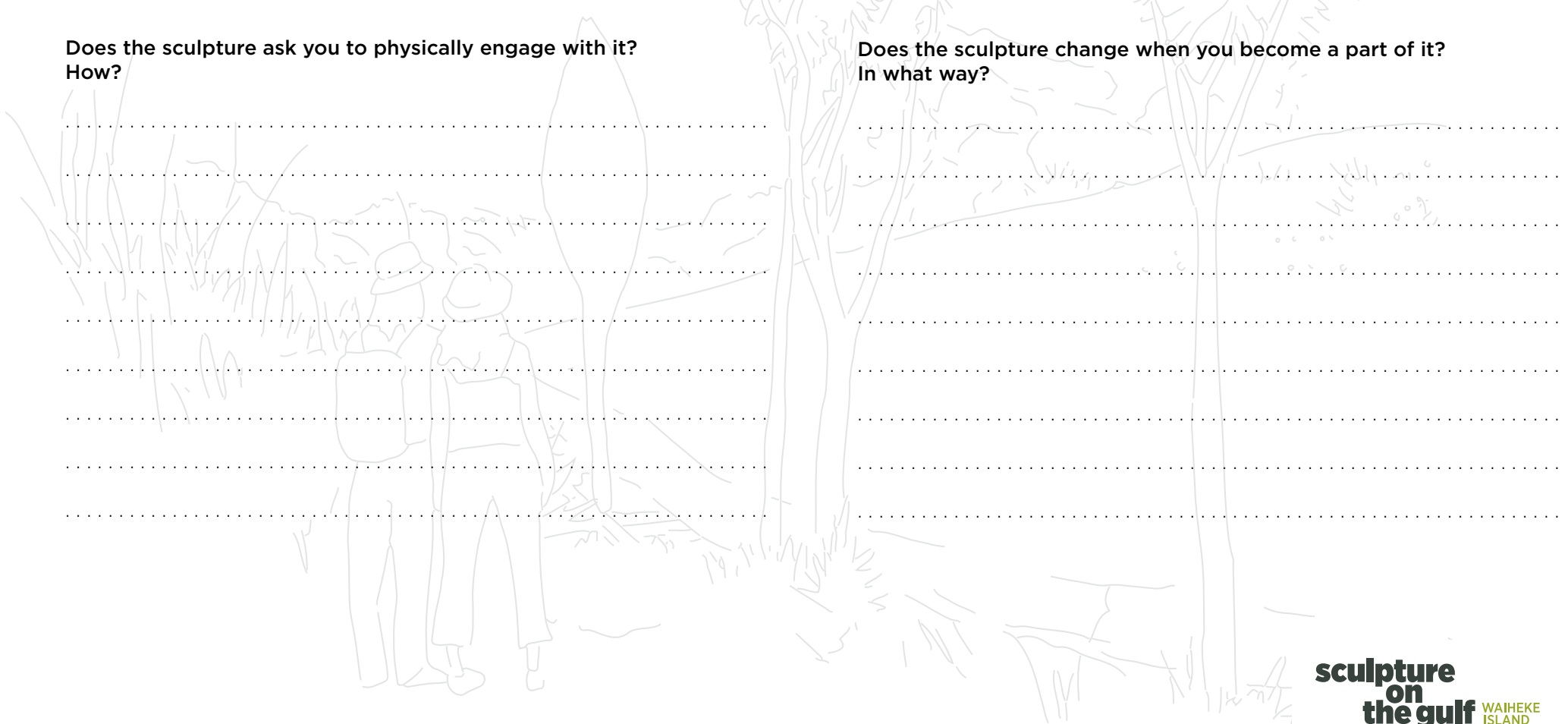
Task 7

Task 8

Choose a sculpture that relates to ideas of community and social wellbeing.

**Does the sculpture ask you to physically engage with it?
How?**

**Does the sculpture change when you become a part of it?
In what way?**



**sculpture
on
the gulf** WAIHEKE
ISLAND

PROUDLY PRESENTED BY

 perpetual guardian

Task 1

Task 2

Task 3

Task 4

Task 5

Task 6

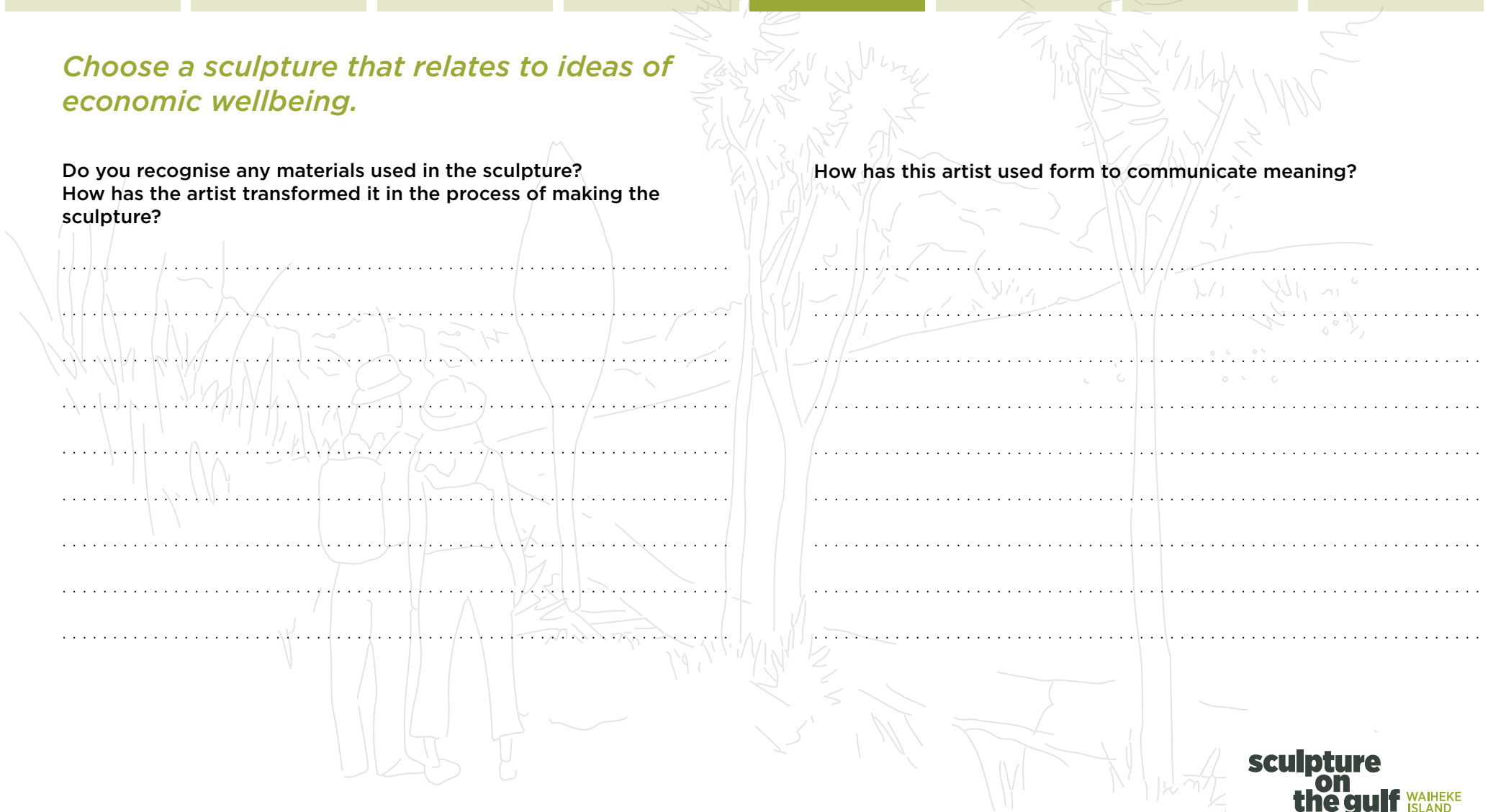
Task 7

Task 8

Choose a sculpture that relates to ideas of economic wellbeing.

**Do you recognise any materials used in the sculpture?
How has the artist transformed it in the process of making the sculpture?**

How has this artist used form to communicate meaning?



Task 1

Task 2

Task 3

Task 4

Task 5

Task 6

Task 7

Task 8

Investigate and analyse a sculpture of your choice.

Think about the reasons that encouraged you to make your decision. You can use **subject**, **object** and **setting** to think about the sculpture.

Materials

What materials do you recognise in this sculpture? What do these materials usually remind you of?

.....
.....
.....

Scale

Is the sculpture's scale in proportion to its surroundings? Does it seem really big, or really small? How does the scale affect the way you interact with the sculpture?

.....
.....
.....

Texture

How would this sculpture feel to touch?

.....
.....

Colour

What are the most dominant colours? What mood or feeling do the colours give you?

.....
.....

Meaning and Symbols

How does the title help you interpret the work?

.....
.....

Does the sculpture contain any recognisable symbols? What do they remind you of?

.....
.....
.....

Task 1

Task 2

Task 3

Task 4

Task 5

Task 6

Task 7

Task 8

Continued

Composition

Is your sculpture balanced or irregular? Angular or curved?

.....
.....
.....

How does the composition change depending on your position?

.....
.....
.....
.....
.....

Other elements:

e.g. sound, movement, reflections, shadows, etc.

.....
.....
.....
.....
.....

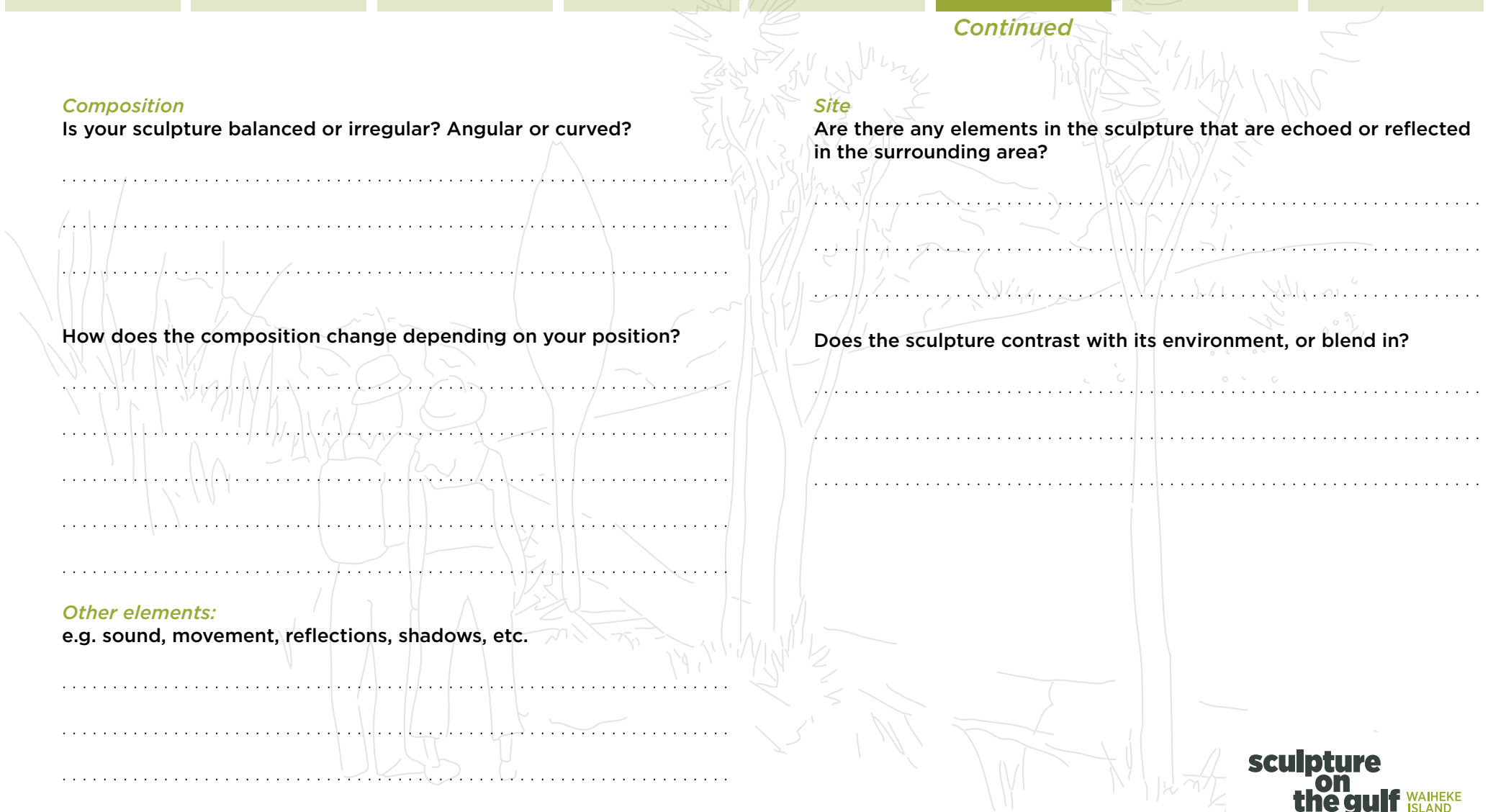
Site

Are there any elements in the sculpture that are echoed or reflected in the surrounding area?

.....
.....
.....

Does the sculpture contrast with its environment, or blend in?

.....
.....
.....
.....



Task 1

Task 2

Task 3

Task 4

Task 5

Task 6

Task 7

Task 8

Written response:

Look closely at a sculpture of your choice and begin to think about what adjectives you would use to describe it.

Circle seven words below that best fit your initial response:

- | | | | |
|--------------|------------|------------|------------|
| Magical | Intense | Difficult | Soft |
| Detailed | Aggressive | Effortless | Rhythmic |
| Natural | Playful | Prompting | Futuristic |
| Rigid | Comforting | Abstract | Engaging |
| Overwhelming | Spooky | Realistic | Simple |

- Do your selected words describe how it makes you feel and/or how it relates to the surrounding environment?

Add two of your own describing words:

Narrow your selection of words down to **THREE and explain your choice using the following questions:**

- Do your selected words describe what the sculpture looks like and/or what you think the sculpture represents?

Task 1

Task 2

Task 3

Task 4

Task 5

Task 6

Task 7

Task 8

Sketch a sculpture

Draw a sculpture of your choice from four different angles. As you sketch, begin to notice what new details, textures, materials or movement you can see from each different perspective.

Once finished, reflect on the experience:

What new things about the sculpture did you notice as you moved around it?

.....

.....

.....